









The Market Scoop

Key Indicators for the Central Kentucky Market

	September 2014	August 2014	September 2013	Year over Year Trend
Inventory	5945	5723	5901	
Solds	820	980	833	
Supply in Months	7.25	5.84	7.08	
DOM SOLDS	87/106	75/93	81	
DOM ACTIVES	127/151	124/150	133/167	
PENDINGS	882	1053	771	
Average Sales Price	\$171,963	\$177,262	\$171,270	
List vs Sell %	95%	96%	96%	

**REFLECTS CUMULATIVE DAYS ON MARKET