



Milestone Realty Consultants
3609 Walden Drive
Lexington, KY 40517
859-245-1179

Milestone Market Update

Bluegrass real estate sales up 20% year-to-date, new construction sales up 80% for June

For Release: July 23, 2010

Sales in Central Kentucky for 2010 as of June 30 were up 20% compared to 2009, while nationally that figure is only up 3% according to the National Association of REALTORS® (NAR). June 2010 sales were only up 1% compared to June 2009, while the NAR posted an 8.3% gain for the nation for the same time period. Milestone Realty Consultants Principal Broker Judy Craft comments that, “while sales in June did not outpace national figures, cumulatively for 2010 the Bluegrass has outpaced national sales dramatically. Because of the stable local economy Central Kentucky has benefited from the housing tax credits more than the nation as a whole.”

New construction sales in June 2010 vs. June 2009 were up 80%. Sales of new homes were down as much as 23% in January 2010 vs. January 2009, but have made significant jumps with each passing month this year.

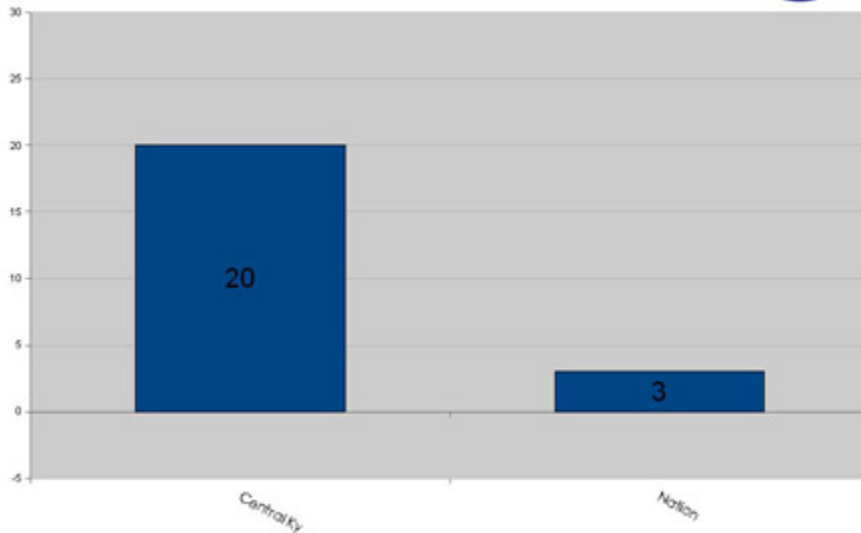
Pending sales dropped 29% for June 2010 vs. June 2009. This figure may continue to linger in the negatives as the tax credit deadline continues to factor in; however, it is up 31% compared to May 2010.

The active number of listings or inventory on the market for Central Kentucky in June was 6,842 which is up 6% compared to June 2009.

Truly a “one-stop shop”, the Milestone Team is comprised of the real estate division, with offices in Lexington, Louisville, Georgetown and Richmond, Walden Mortgage Group, LLC, Walden Title, our Rental Division and a truly outstanding Relocation Division. Visit www.milestoneky.com or call 859-245-1179 for property listings, area statistics and community resources. To arrange an interview with Judy Craft, please call Katie Rowan with Milestone Realty Consultants at 859-514-5420 or e-mail krowan@milestoneky.com.

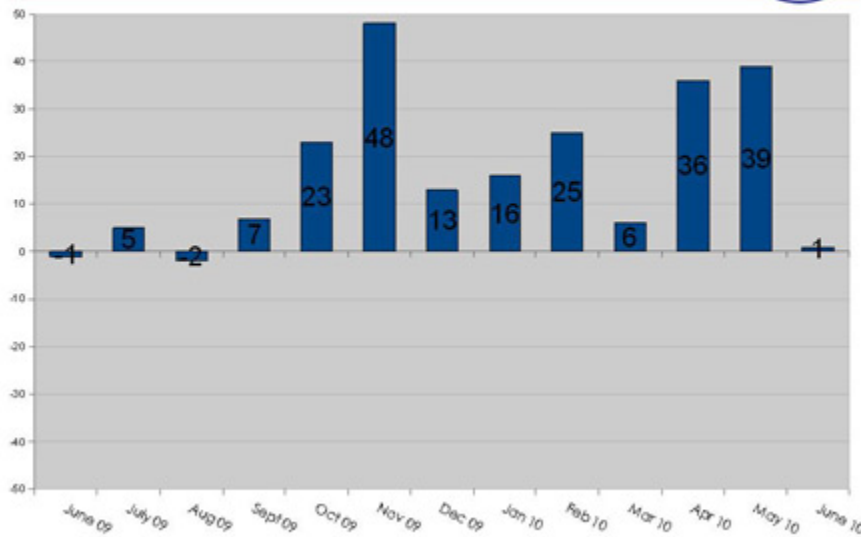
Editor’s Note: See the following for related charts.

Central Kentucky* vs. Nation:
 Year-to-date as of 6/30/10
 Percentage Change vs. Last Year for Total Sales



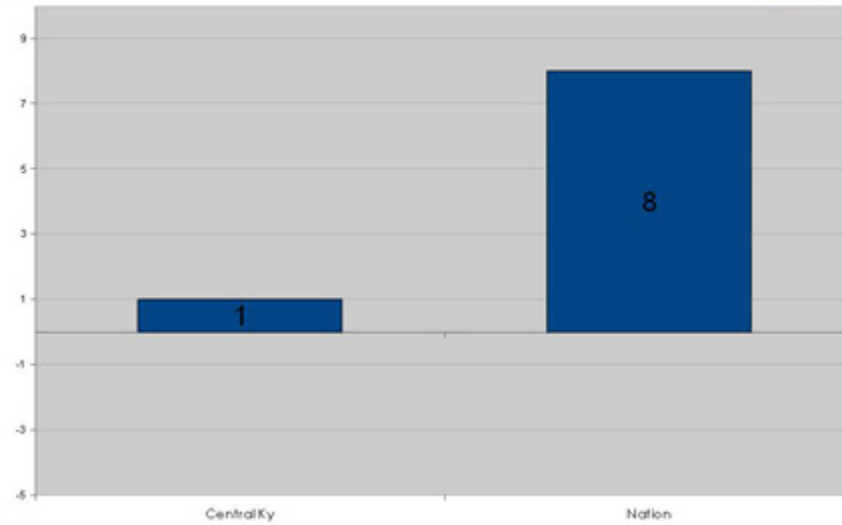
* Data according to LBAR MLS

Central Kentucky*:
 Monthly Percentage Change
 vs. Last Year for Total Sales



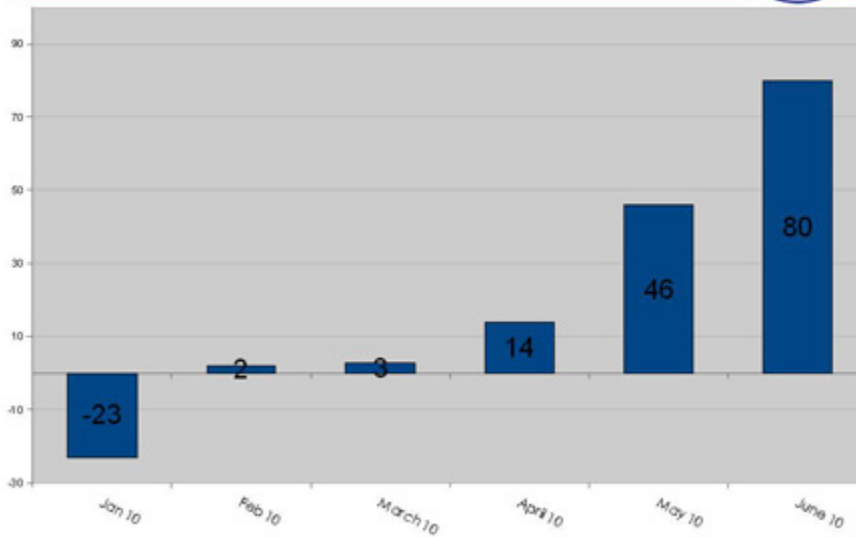
* Data according to LBAR MLS

Central Kentucky* vs. Nation: Monthly Percentage Change (June 2010) vs. Last Year for Total Sales



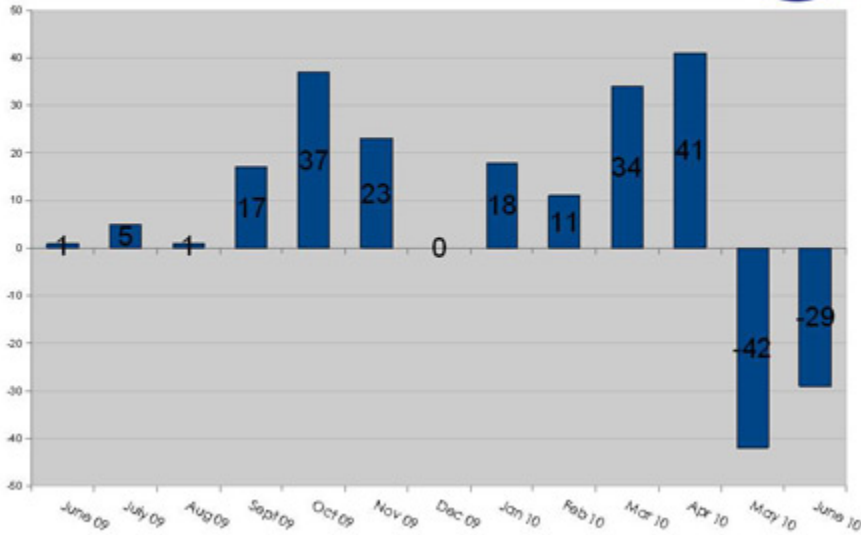
* Data according to LBAR MLS

Central Kentucky*: Monthly Percentage Change vs. Last Year for New Construction Sales



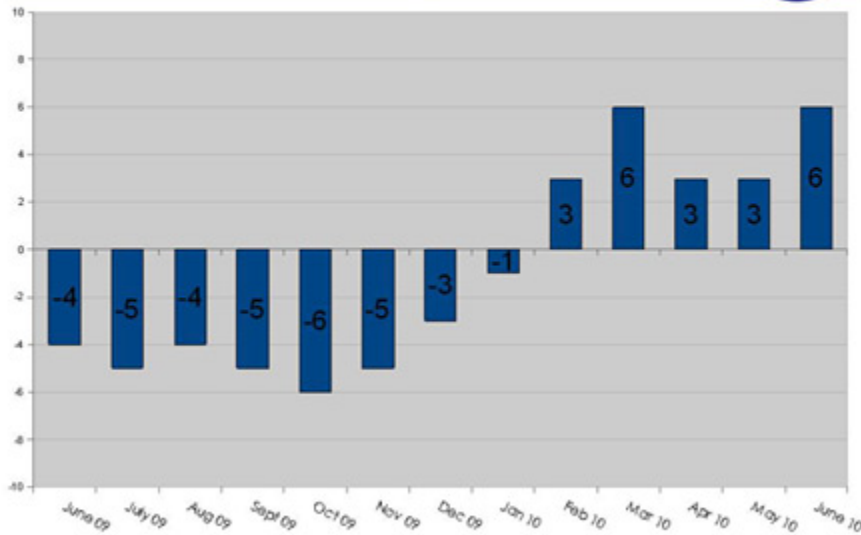
* Data according to LBAR MLS

Central Kentucky*:
 Monthly Percentage Change
 vs. Last Year for Pending Sales



* Data according to LBAR MLS

Central Kentucky*:
 Monthly Percentage Change
 vs. Last Year for Inventory



* Data according to LBAR MLS